


Crossroads Baptist Church Website Account Creation

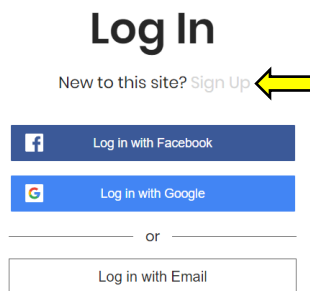
The Crossroads Baptist Church website now has some member's only webpages showing "Prayer Concerns", "Announcements" and "Birthdays". Only people with an approved account can view them.

To create an approved account do the following step:

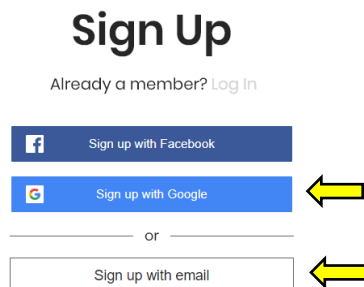
1. Go to CBCRM.ORG website.
2. Click on the "Log In" button located at the top right.



3. Select how you want to log in. If you don't already have an account click "Sign Up".



4. Select what email address you would like to use to create an account.



- a. To use the Google account that you are logged-in with your Internet browser (Google), select "Sign up with Google" button. Your account will be created and waiting approval. You will receive an email when you are approved to view the webpages.
- b. To create an account with an email address instead, click on "Sign up with email". Put in your Email Address and a Password. Then click on Sign up. Your account will be created

and waiting approval. You will receive an email when you are approved to view the webpages.

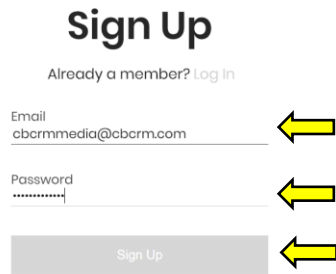
Sign Up

Already a member? [Log In](#)

Email
cbcrmmmedia@cbcrm.com

Password
.....

Sign Up



5. Once you have been approved you can log in. You will see a “Hello Your Account Name” at the top right of your screen. To view the new webpages click on “Members Area”.

